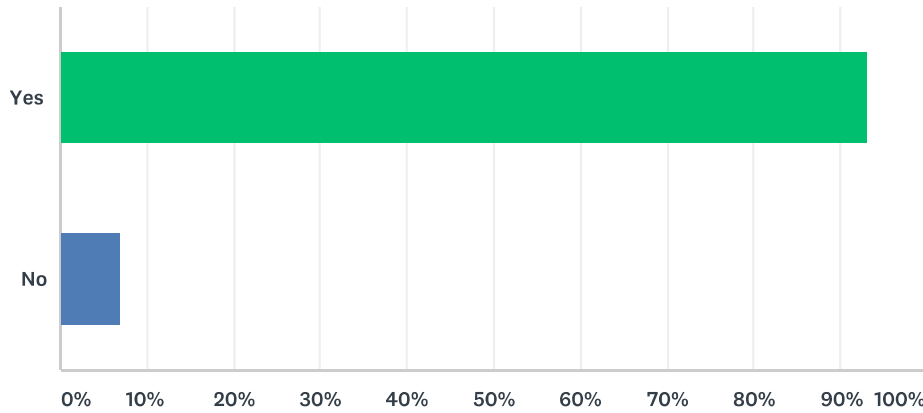


Q1 Have you had contact with a member of the Evesham Police Department within the last 12 months?

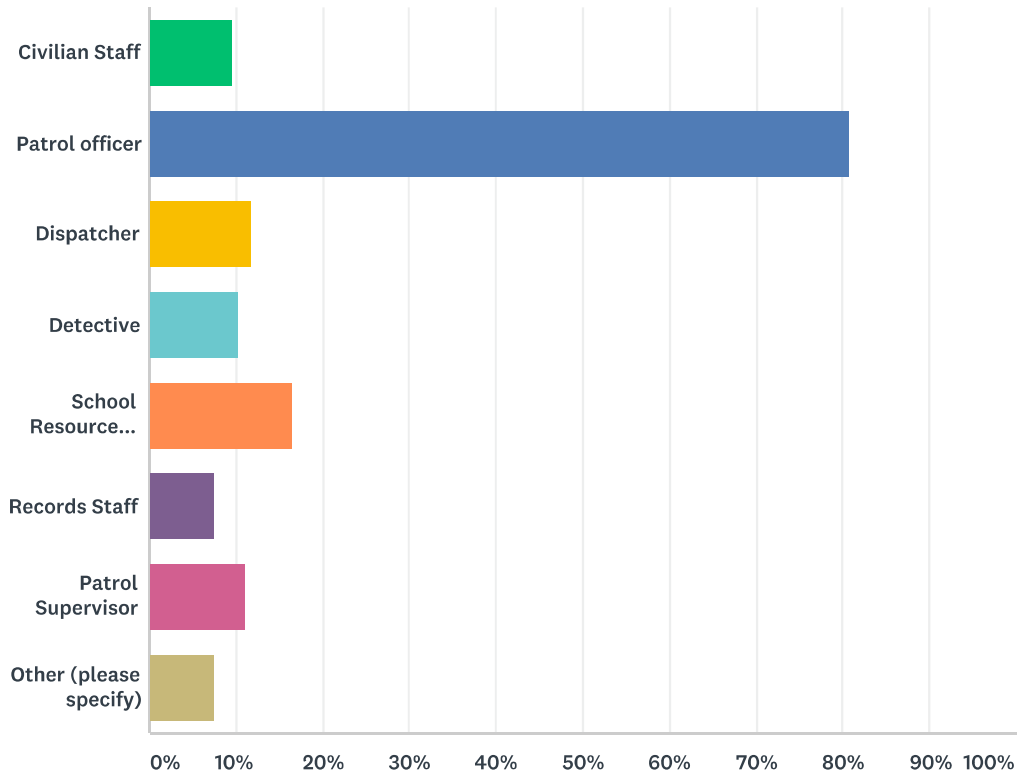
Answered: 145 Skipped: 0



ANSWER CHOICES	RESPONSES	
Yes	93.10%	135
No	6.90%	10
TOTAL		145

Q2 Was your contact with a member of our department a:

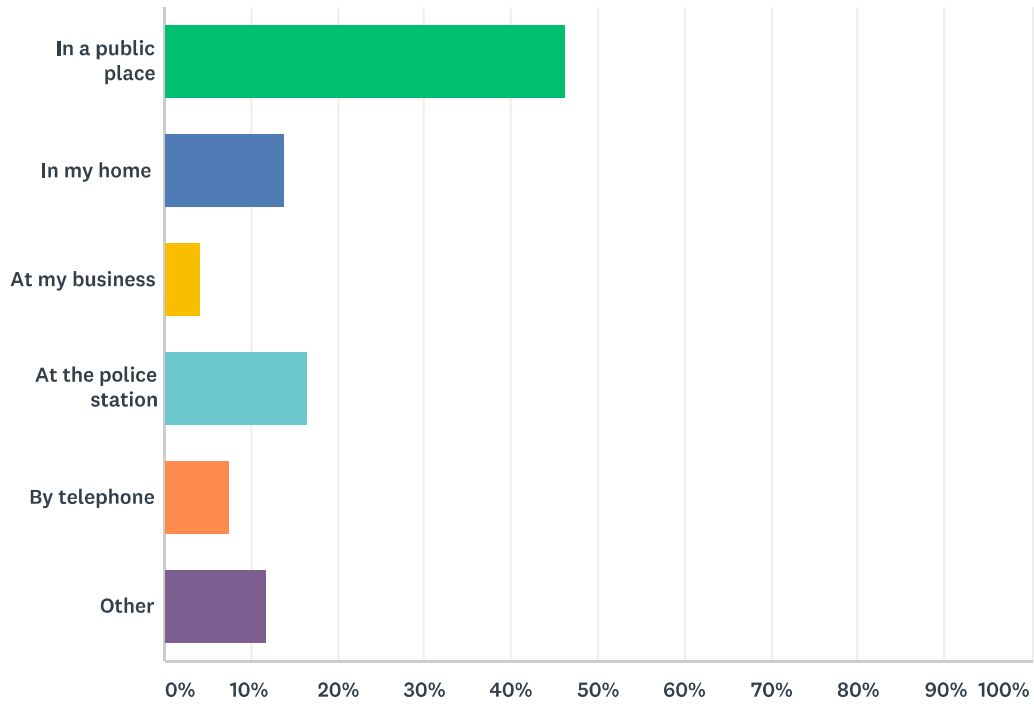
Answered: 145 Skipped: 0



ANSWER CHOICES	RESPONSES
Civilian Staff	9.66% 14
Patrol officer	80.69% 117
Dispatcher	11.72% 17
Detective	10.34% 15
School Resource Officer	16.55% 24
Records Staff	7.59% 11
Patrol Supervisor	11.03% 16
Other (please specify)	7.59% 11
Total Respondents: 145	

Q3 How/where did your contact with the Evesham Police Department

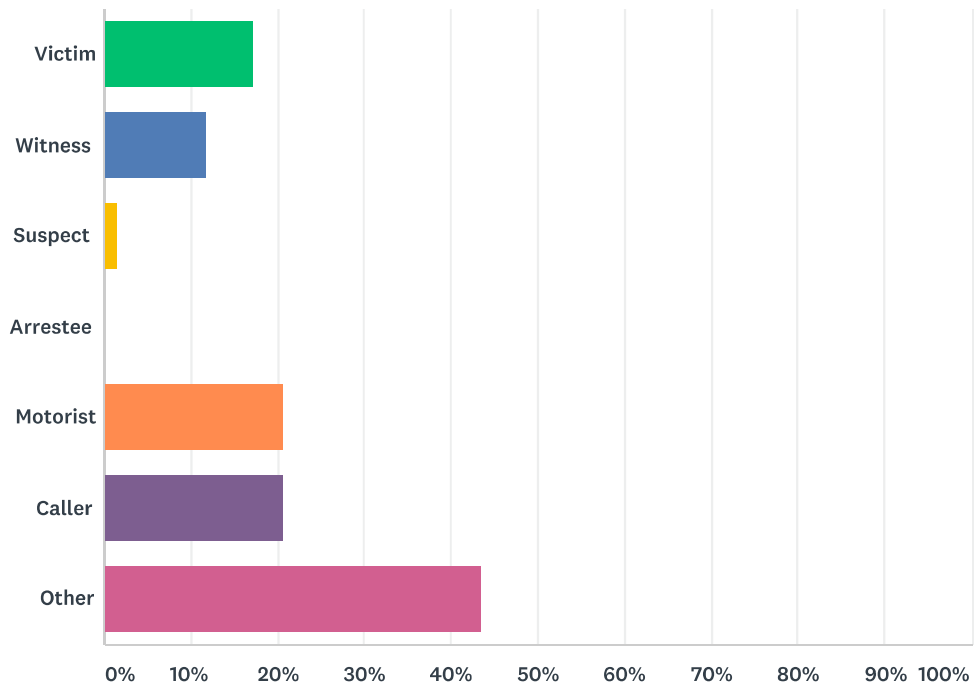
Answered: 145 Skipped: 0



ANSWER CHOICES	RESPONSES	
In a public place	46.21%	67
In my home	13.79%	20
At my business	4.14%	6
At the police station	16.55%	24
By telephone	7.59%	11
Other	11.72%	17
TOTAL		145

Q4 In your contact with the Evesham Police Department were you a: (you may choose more than one answer)

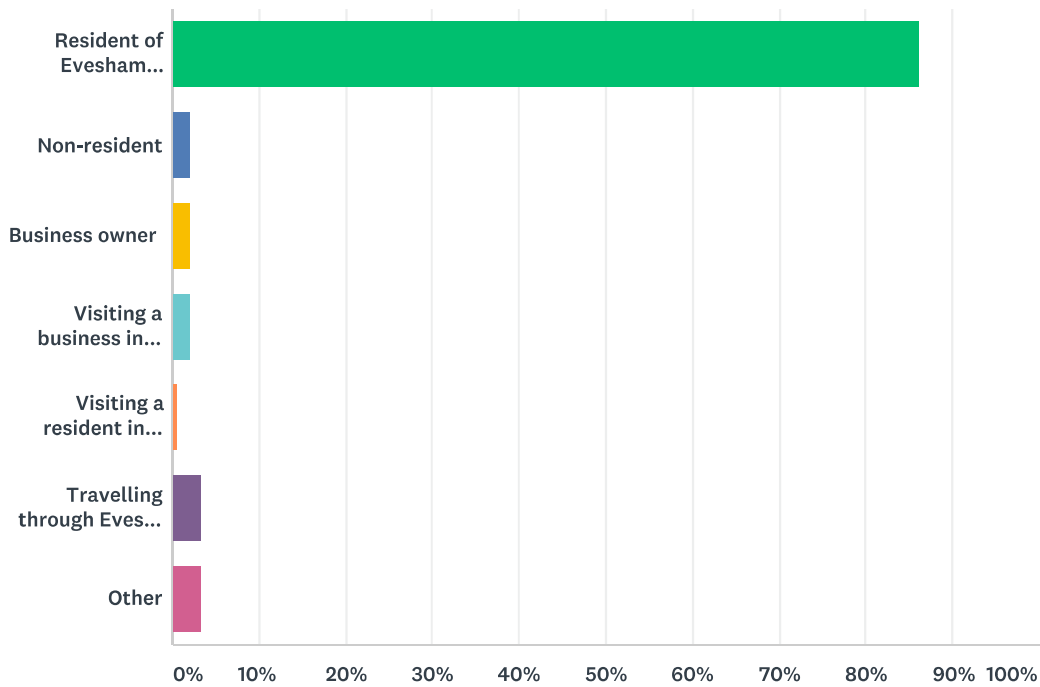
Answered: 145 Skipped: 0



ANSWER CHOICES	RESPONSES	
Victim	17.24%	25
Witness	11.72%	17
Suspect	1.38%	2
Arrestee	0.00%	0
Motorist	20.69%	30
Caller	20.69%	30
Other	43.45%	63
Total Respondents: 145		

Q5 In regards to your interaction with the Evesham Police Department which best describes your status at the time of the contact?

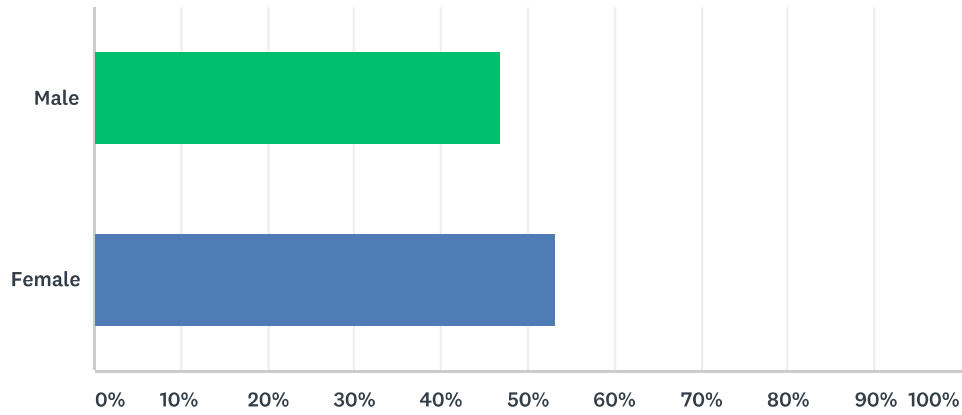
Answered: 145 Skipped: 0



ANSWER CHOICES	RESPONSES	
Resident of Evesham Township	86.21%	125
Non-resident	2.07%	3
Business owner	2.07%	3
Visiting a business in Evesham Township	2.07%	3
Visiting a resident in Evesham Township	0.69%	1
Travelling through Evesham Township	3.45%	5
Other	3.45%	5
TOTAL		145

Q6 Are you a;

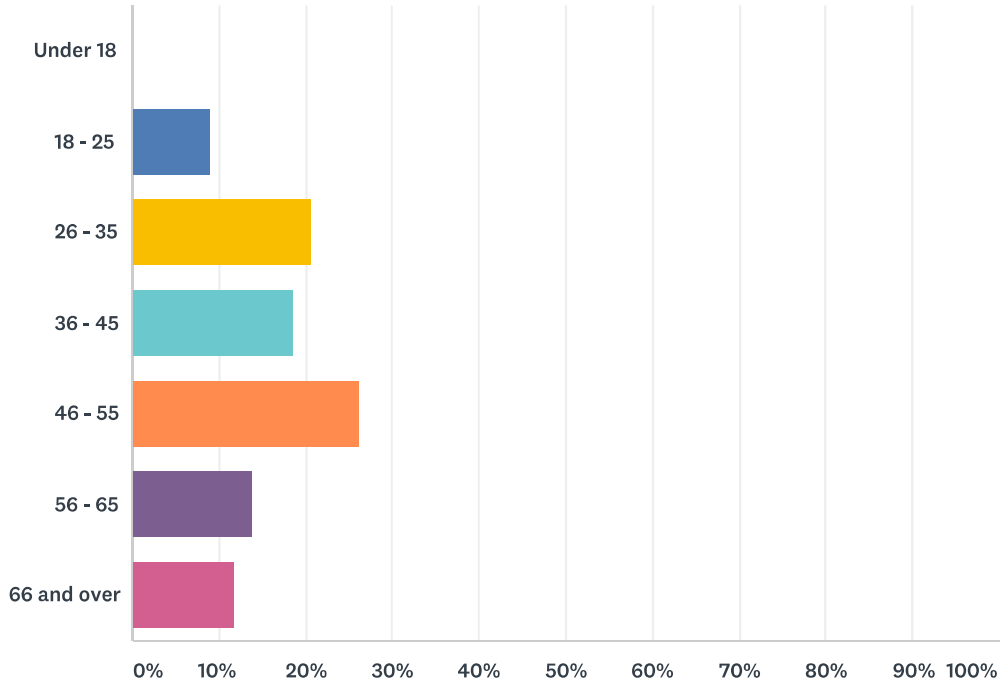
Answered: 145 Skipped: 0



ANSWER CHOICES	RESPONSES	
Male	46.90%	68
Female	53.10%	77
TOTAL		145

Q7 How old are you?

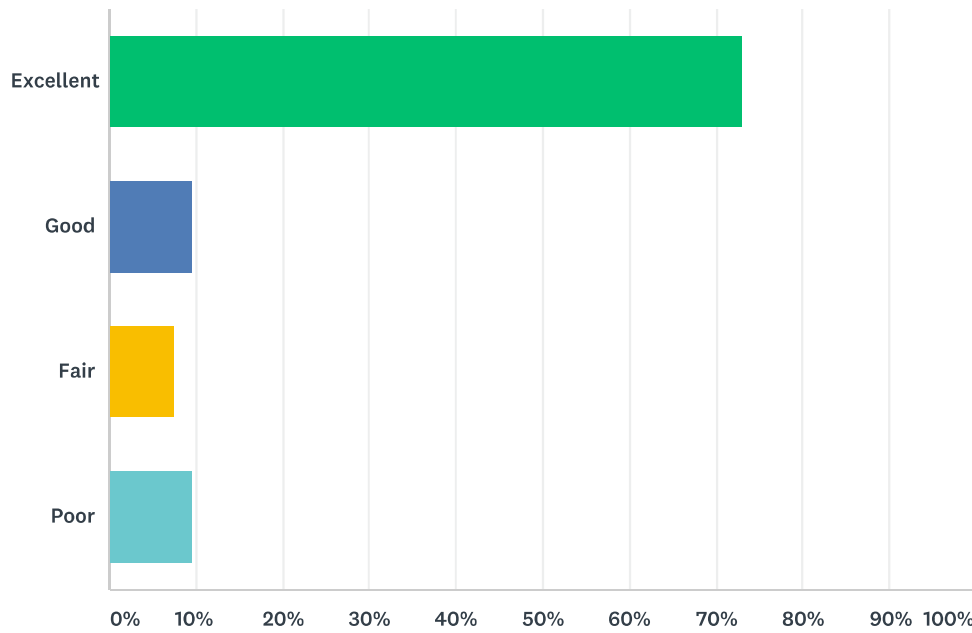
Answered: 145 Skipped: 0



ANSWER CHOICES	RESPONSES
Under 18	0.00% 0
18 - 25	8.97% 13
26 - 35	20.69% 30
36 - 45	18.62% 27
46 - 55	26.21% 38
56 - 65	13.79% 20
66 and over	11.72% 17
TOTAL	145

Q8 During your contact with our department, how would you rate the courtesy and demeanor of the officer/department member?

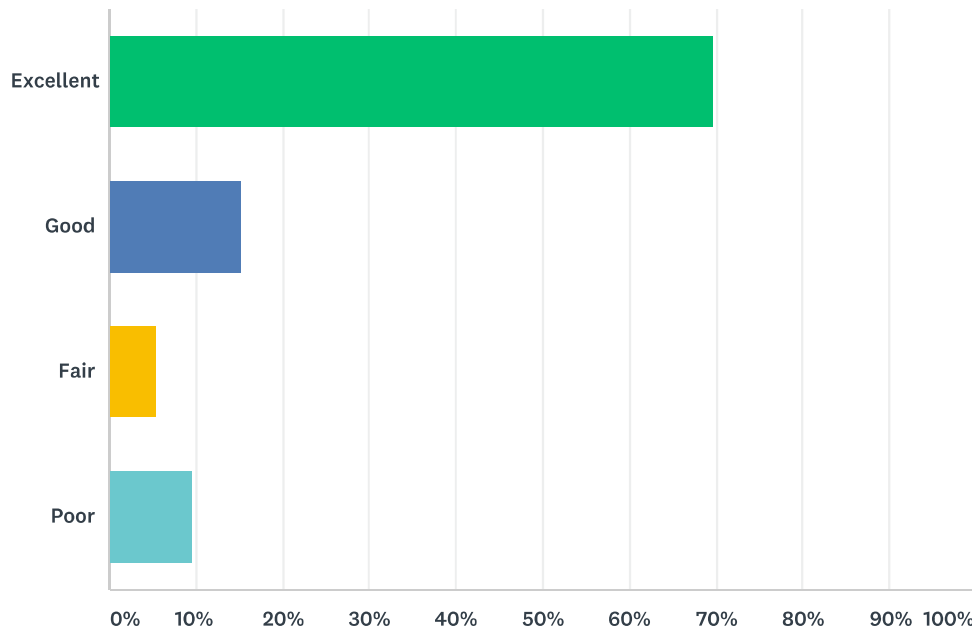
Answered: 145 Skipped: 0



ANSWER CHOICES	RESPONSES	
Excellent	73.10%	106
Good	9.66%	14
Fair	7.59%	11
Poor	9.66%	14
TOTAL		145

Q9 Based on your contact with the Evesham Police Department, how would you rate the overall skills and knowledge of the employee

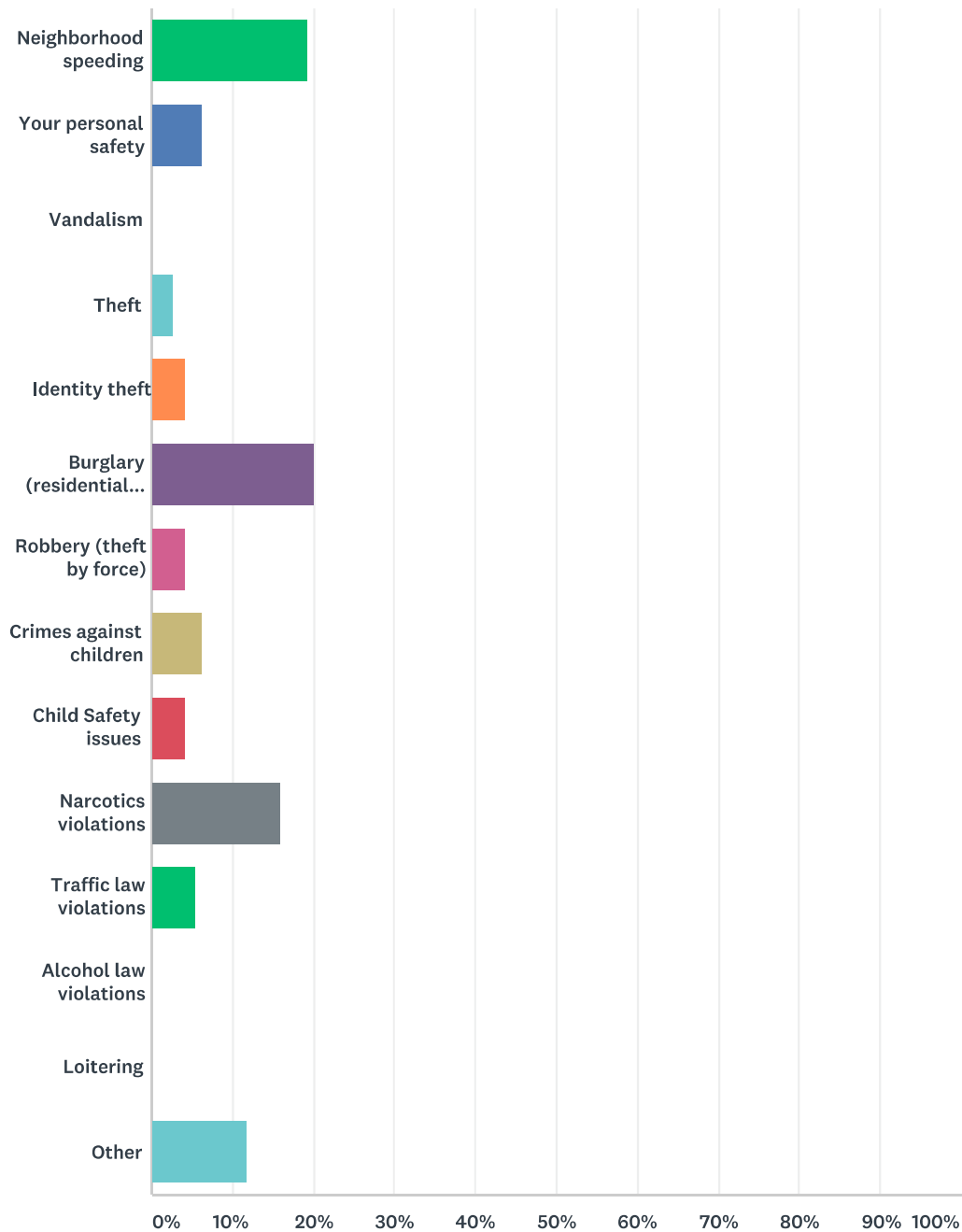
Answered: 145 Skipped: 0



ANSWER CHOICES	RESPONSES	
Excellent	69.66%	101
Good	15.17%	22
Fair	5.52%	8
Poor	9.66%	14
TOTAL		145

Q10 What is your greatest concern regarding safety and security in Evesham Township?

Answered: 145 Skipped: 0

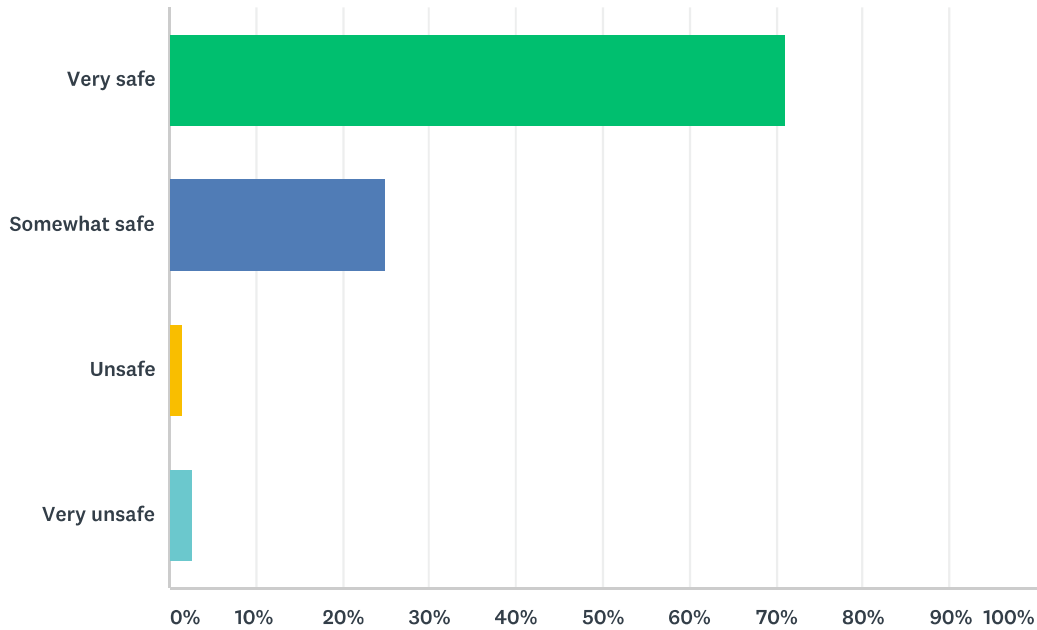


ANSWER CHOICES	RESPONSES	
Neighborhood speeding	19.31%	28
Your personal safety	6.21%	9
Vandalism	0.00%	0
Theft	2.76%	4

Identity theft	4.14%	6
Burglary (residential/vehicle burglaries & thefts)	20.00%	29
Robbery (theft by force)	4.14%	6
Crimes against children	6.21%	9
Child Safety issues	4.14%	6
Narcotics violations	15.86%	23
Traffic law violations	5.52%	8
Alcohol law violations	0.00%	0
Loitering	0.00%	0
Other	11.72%	17
TOTAL		145

Q11 How safe do you feel in Evesham Township?

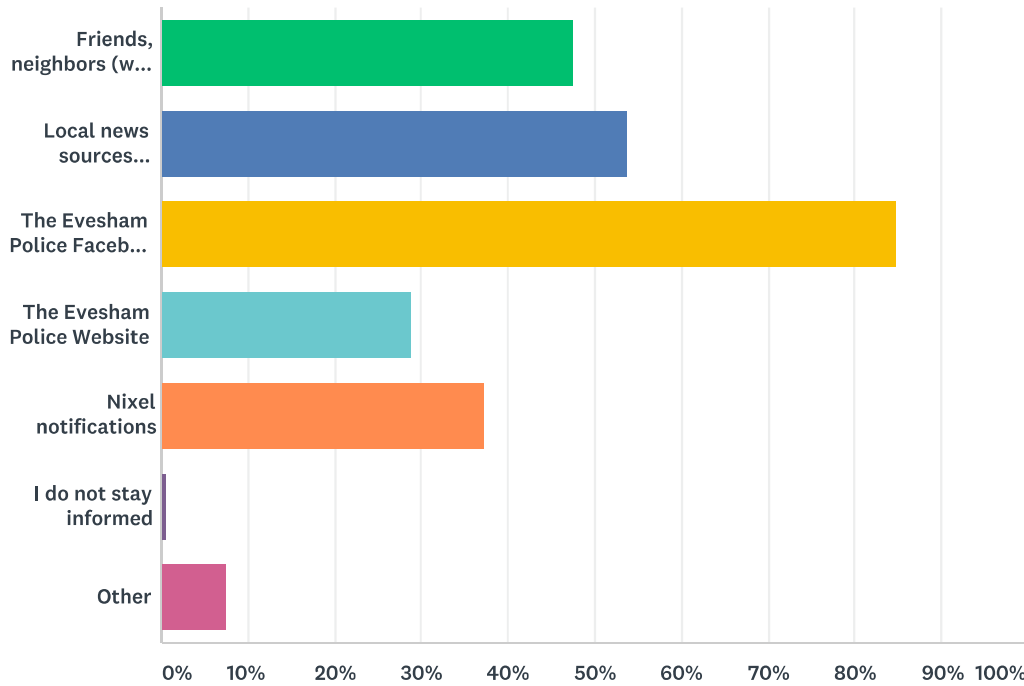
Answered: 145 Skipped: 0



ANSWER CHOICES	RESPONSES	
Very safe	71.03%	103
Somewhat safe	24.83%	36
Unsafe	1.38%	2
Very unsafe	2.76%	4
TOTAL		145

Q12 How do you stay informed and up to date on crime, safety concerns, issues in the community, and/or other Evesham Police Department news and events? (Please check all that apply)

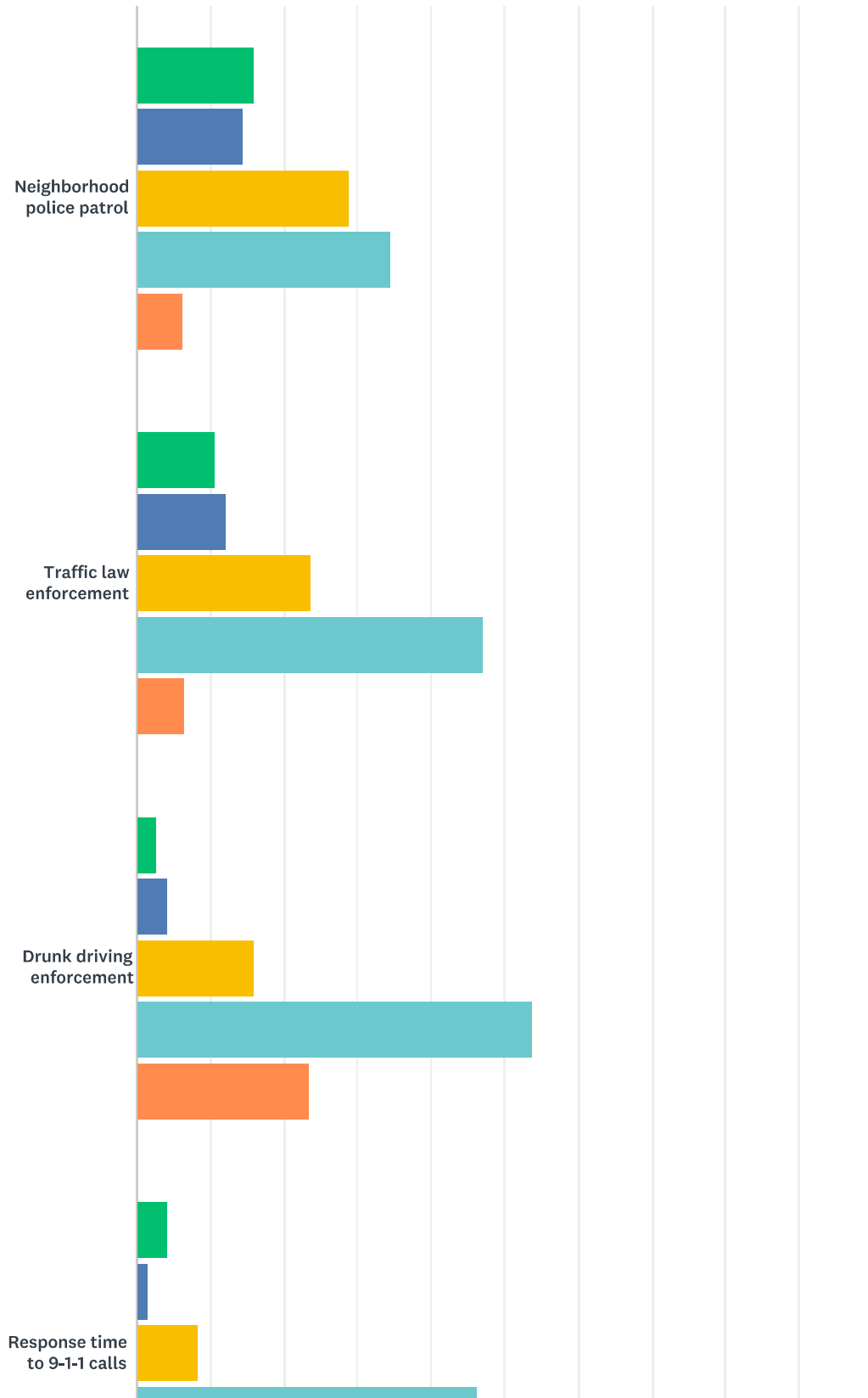
Answered: 145 Skipped: 0

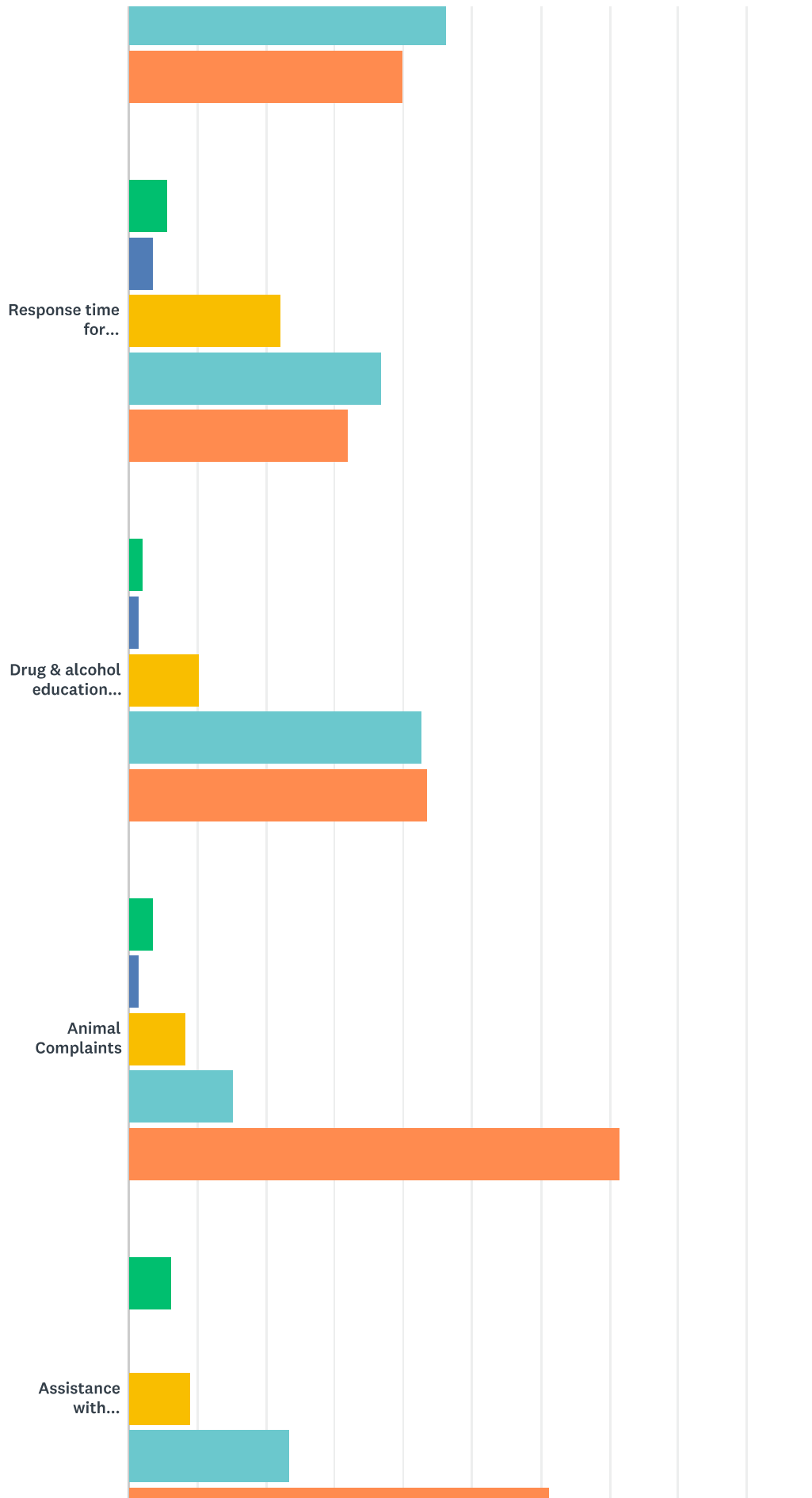


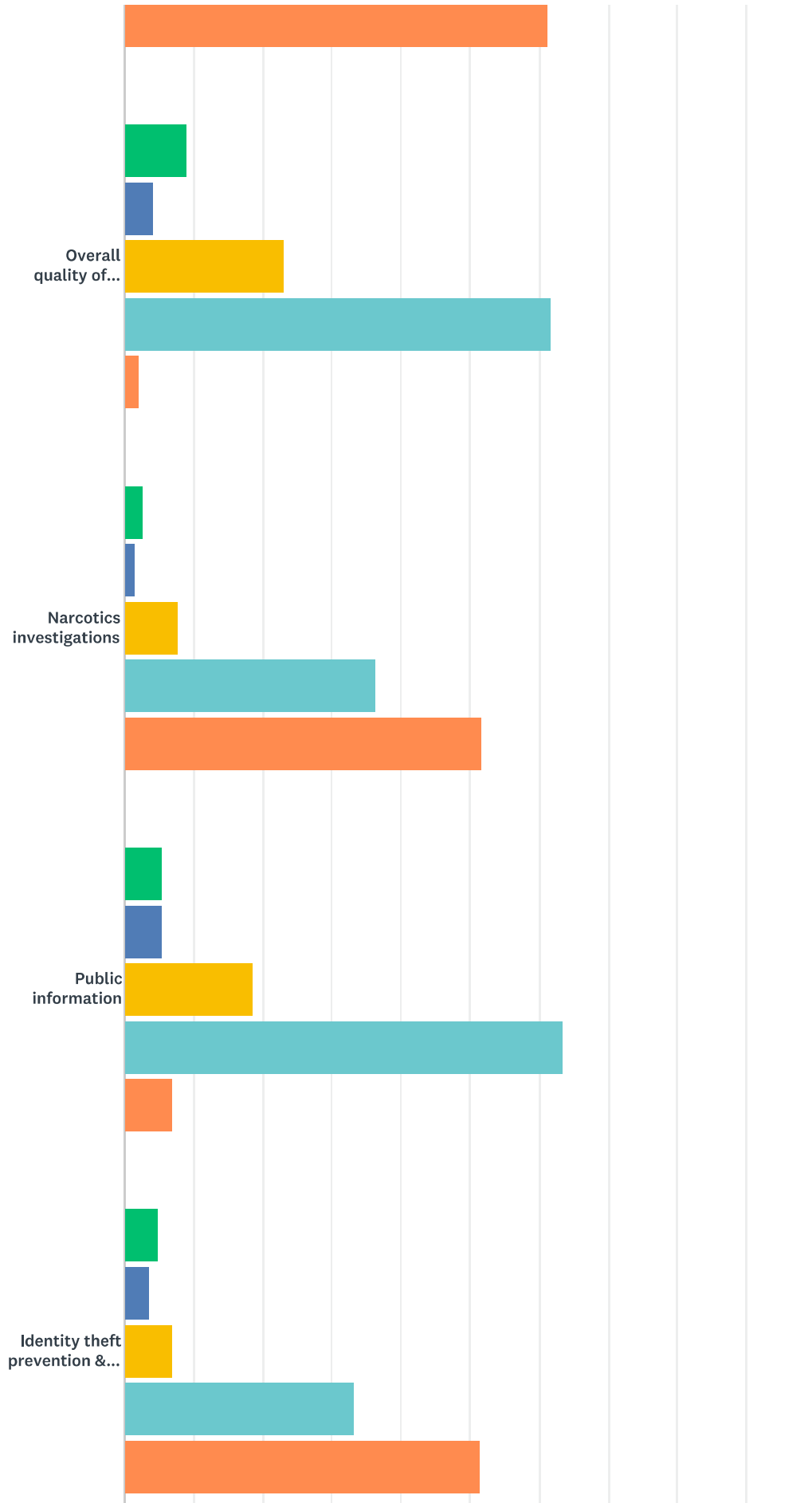
ANSWER CHOICES	RESPONSES	
Friends, neighbors (word of mouth)	47.59%	69
Local news sources (newspapers, television, radio, etc.)	53.79%	78
The Evesham Police Facebook page	84.83%	123
The Evesham Police Website	28.97%	42
Nixel notifications	37.24%	54
I do not stay informed	0.69%	1
Other	7.59%	11
Total Respondents: 145		

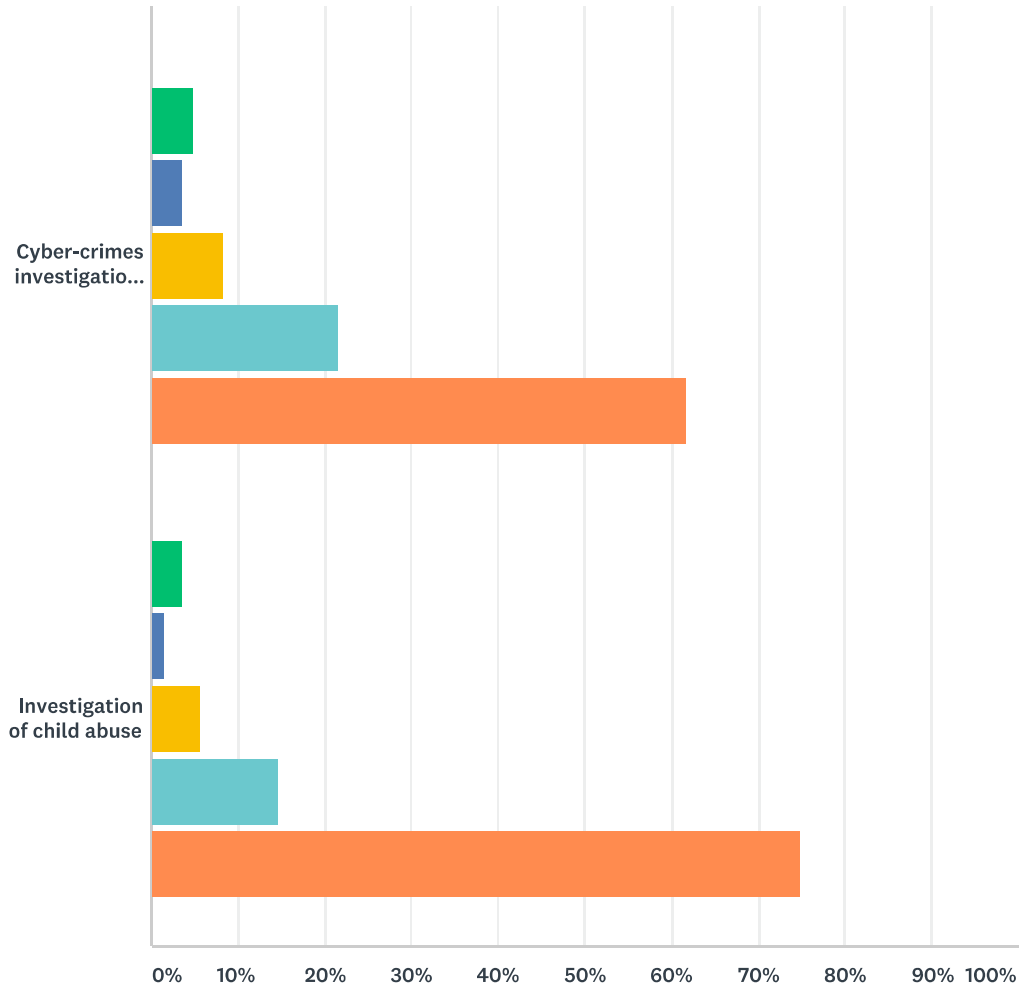
Q13 How would you rate the quality of the following services provided by the Evesham Police Department:

Answered: 145 Skipped: 0









■ 1. Poor
 ■ 2. Fair
 ■ 3. Good
 ■ 4. Excellent
 ■ 5. Unknown

	1. POOR	2. FAIR	3. GOOD	4. EXCELLENT	5. UNKNOWN	TOTAL
Neighborhood police patrol	15.86% 23	14.48% 21	28.97% 42	34.48% 50	6.21% 9	145
Traffic law enforcement	10.71% 15	12.14% 17	23.57% 33	47.14% 66	6.43% 9	140
Drunk driving enforcement	2.76% 4	4.14% 6	15.86% 23	53.79% 78	23.45% 34	145
Response time to 9-1-1 calls	4.14% 6	1.38% 2	8.28% 12	46.21% 67	40.00% 58	145
Response time for non-emergency calls	5.56% 8	3.47% 5	22.22% 32	36.81% 53	31.94% 46	144
Drug & alcohol education (DARE)	2.07% 3	1.38% 2	10.34% 15	42.76% 62	43.45% 63	145
Animal Complaints	3.47% 5	1.39% 2	8.33% 12	15.28% 22	71.53% 103	144
Assistance with domestic/neighborhood disputes	6.21% 9	0.00% 0	8.97% 13	23.45% 34	61.38% 89	145
Overall quality of police services	9.03% 13	4.17% 6	22.92% 33	61.81% 89	2.08% 3	144

2018 Evesham Police Department Customer Satisfaction Survey

SurveyMonkey

Narcotics investigations	2.80% 4	1.40% 2	7.69% 11	36.36% 52	51.75% 74	143
Public information	5.52% 8	5.52% 8	18.62% 27	63.45% 92	6.90% 10	145
Identity theft prevention & education programs	4.86% 7	3.47% 5	6.94% 10	33.33% 48	51.39% 74	144
Cyber-crimes investigations & prevention programs	4.86% 7	3.47% 5	8.33% 12	21.53% 31	61.81% 89	144
Investigation of child abuse	3.47% 5	1.39% 2	5.56% 8	14.58% 21	75.00% 108	144