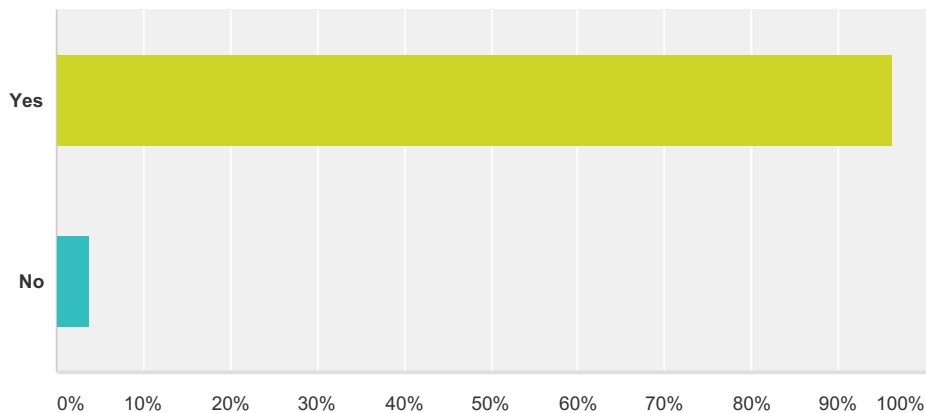


Q1 Have you had contact with a member of the Evesham Police Department within the last 12 months?

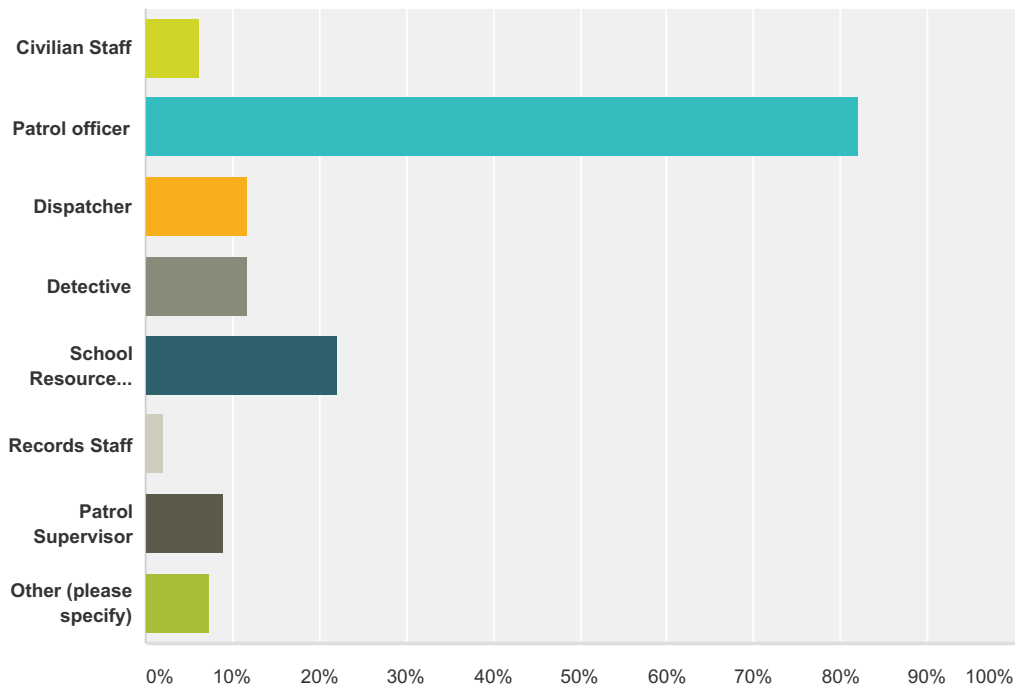
Answered: 189 Skipped: 0



| Answer Choices | Responses |
|----------------|------------|
| Yes | 96.30% 182 |
| No | 3.70% 7 |
| Total | 189 |

Q2 Was your contact with a member of our department a:

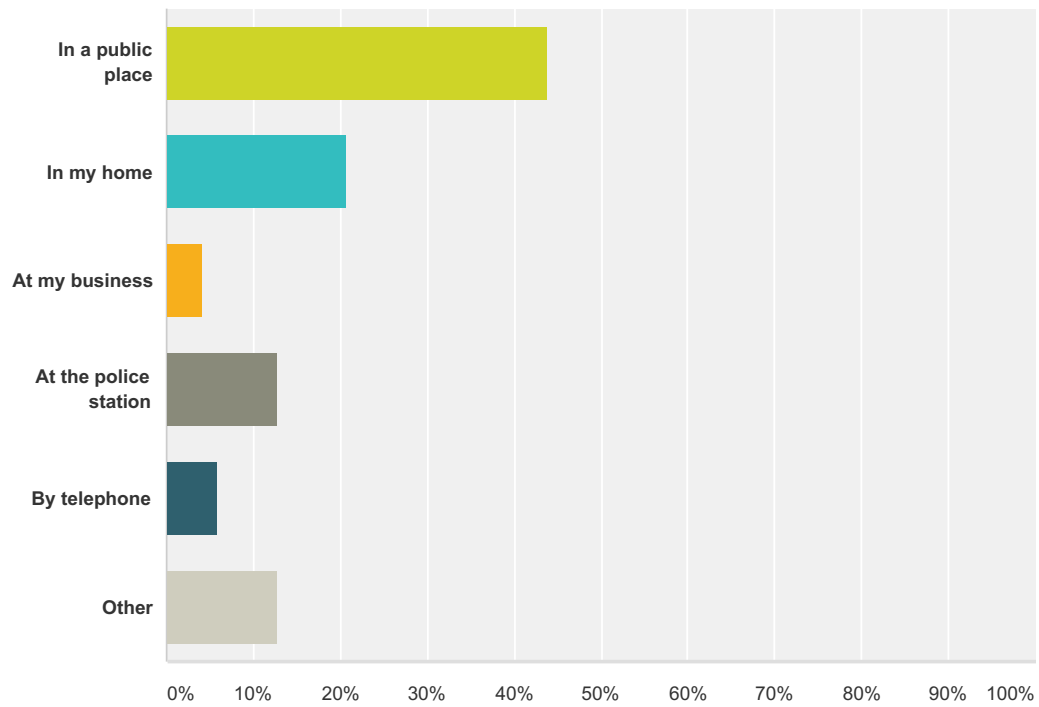
Answered: 189 Skipped: 0



| Answer Choices | Responses |
|-------------------------------|------------|
| Civilian Staff | 6.35% 12 |
| Patrol officer | 82.01% 155 |
| Dispatcher | 11.64% 22 |
| Detective | 11.64% 22 |
| School Resource Officer | 22.22% 42 |
| Records Staff | 2.12% 4 |
| Patrol Supervisor | 8.99% 17 |
| Other (please specify) | 7.41% 14 |
| Total Respondents: 189 | |

Q3 How/where did your contact with the Evesham Police Department

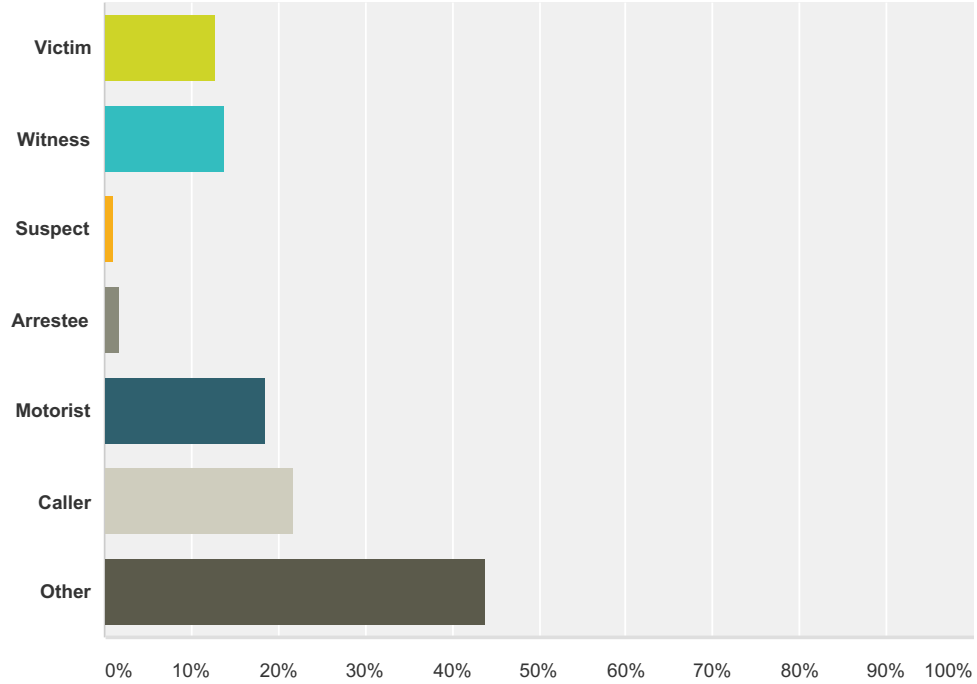
Answered: 189 Skipped: 0



| Answer Choices | Responses | Count |
|-----------------------|-----------|------------|
| In a public place | 43.92% | 83 |
| In my home | 20.63% | 39 |
| At my business | 4.23% | 8 |
| At the police station | 12.70% | 24 |
| By telephone | 5.82% | 11 |
| Other | 12.70% | 24 |
| Total | | 189 |

Q4 In your contact with the Evesham Police Department were you a: (you may choose more than one answer)

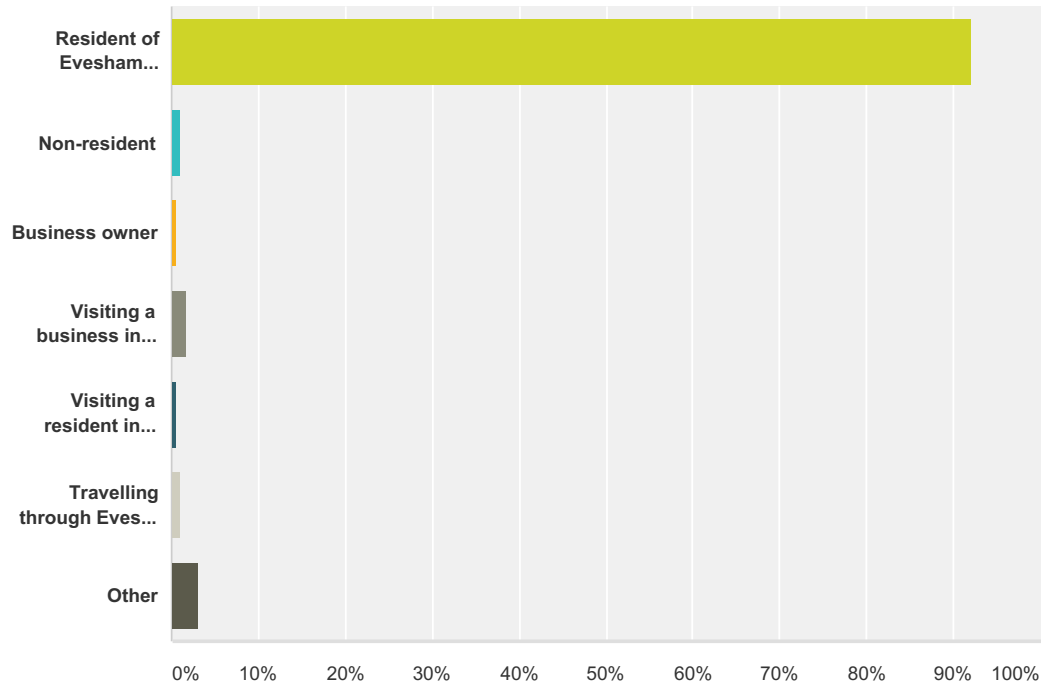
Answered: 189 Skipped: 0



| Answer Choices | Responses | Count |
|-------------------------------|-----------|-------|
| Victim | 12.70% | 24 |
| Witness | 13.76% | 26 |
| Suspect | 1.06% | 2 |
| Arrestee | 1.59% | 3 |
| Motorist | 18.52% | 35 |
| Caller | 21.69% | 41 |
| Other | 43.92% | 83 |
| Total Respondents: 189 | | |

Q5 In regards to your interaction with the Evesham Police Department which best describes your status at the time of the contact?

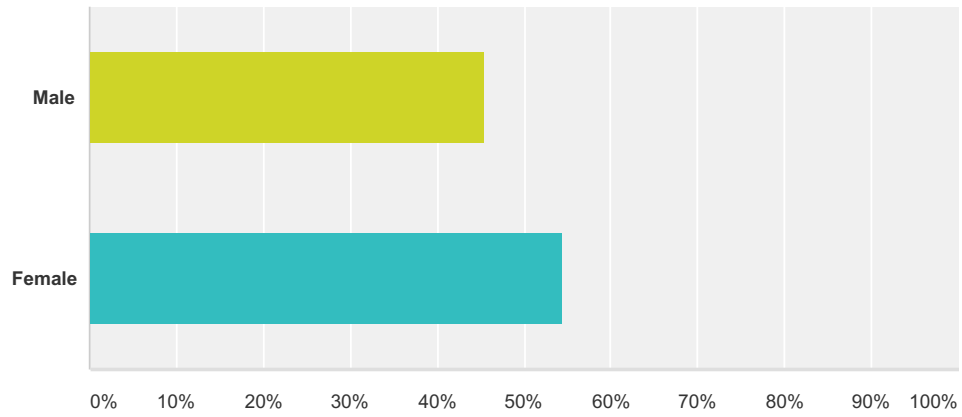
Answered: 189 Skipped: 0



| Answer Choices | Responses |
|---|------------|
| Resident of Evesham Township | 92.06% 174 |
| Non-resident | 1.06% 2 |
| Business owner | 0.53% 1 |
| Visiting a business in Evesham Township | 1.59% 3 |
| Visiting a resident in Evesham Township | 0.53% 1 |
| Travelling through Evesham Township | 1.06% 2 |
| Other | 3.17% 6 |
| Total | 189 |

Q6 Are you a;

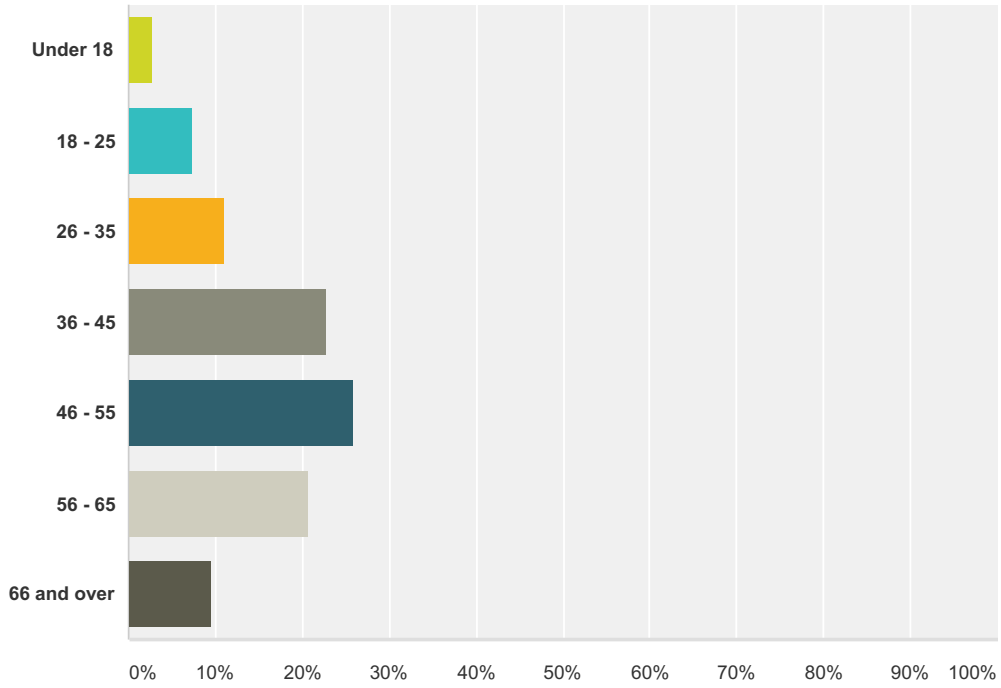
Answered: 189 Skipped: 0



| Answer Choices | Responses |
|----------------|------------|
| Male | 45.50% 86 |
| Female | 54.50% 103 |
| Total | 189 |

Q7 How old are you?

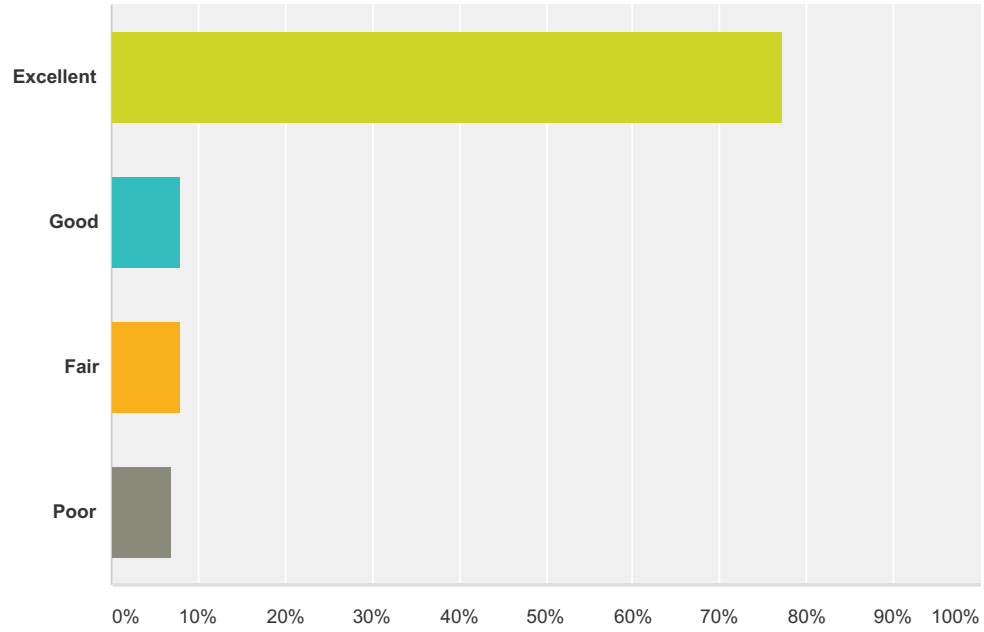
Answered: 189 Skipped: 0



| Answer Choices | Responses |
|----------------|------------|
| Under 18 | 2.65% 5 |
| 18 - 25 | 7.41% 14 |
| 26 - 35 | 11.11% 21 |
| 36 - 45 | 22.75% 43 |
| 46 - 55 | 25.93% 49 |
| 56 - 65 | 20.63% 39 |
| 66 and over | 9.52% 18 |
| Total | 189 |

Q8 During your contact with our department, how would you rate the courtesy and demeanor of the officer/department member?

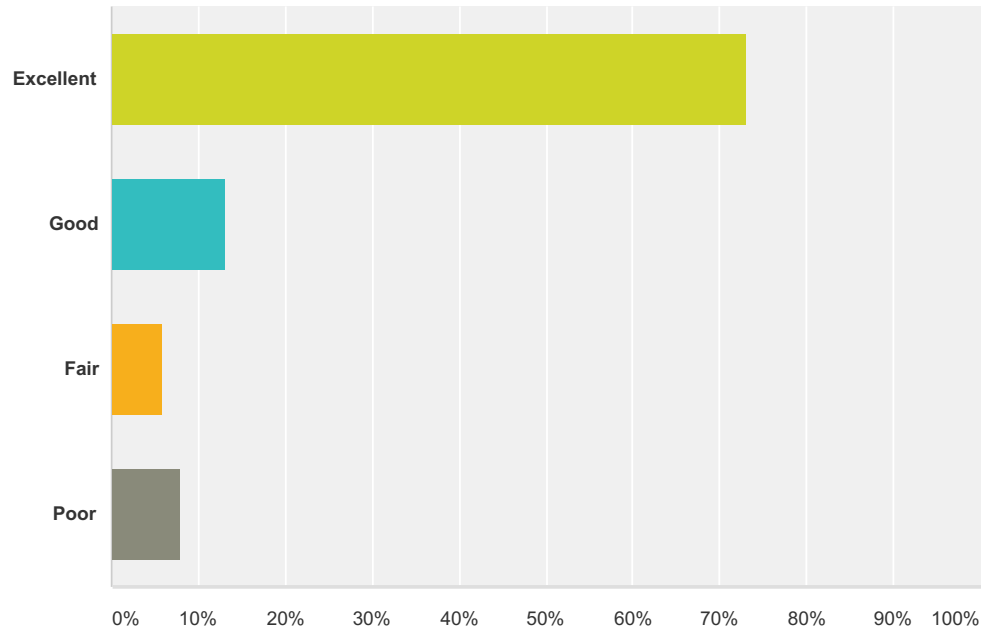
Answered: 189 Skipped: 0



| Answer Choices | Responses |
|----------------|------------|
| Excellent | 77.25% 146 |
| Good | 7.94% 15 |
| Fair | 7.94% 15 |
| Poor | 6.88% 13 |
| Total | 189 |

Q9 Based on your contact with the Evesham Police Department, how would you rate the overall skills and knowledge of the employee

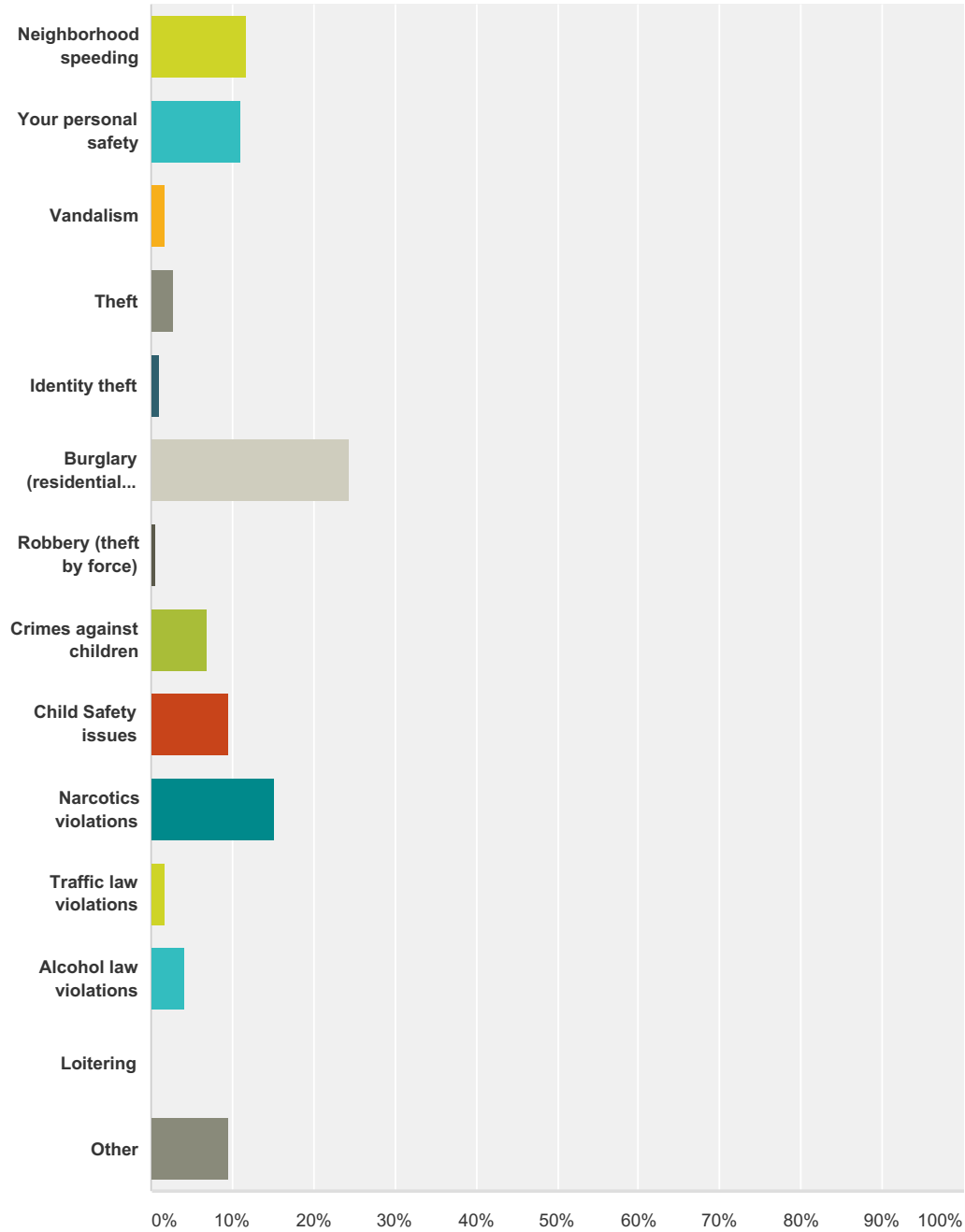
Answered: 189 Skipped: 0



| Answer Choices | Responses |
|----------------|------------|
| Excellent | 73.02% 138 |
| Good | 13.23% 25 |
| Fair | 5.82% 11 |
| Poor | 7.94% 15 |
| Total | 189 |

Q10 What is your greatest concern regarding safety and security in Evesham Township?

Answered: 189 Skipped: 0

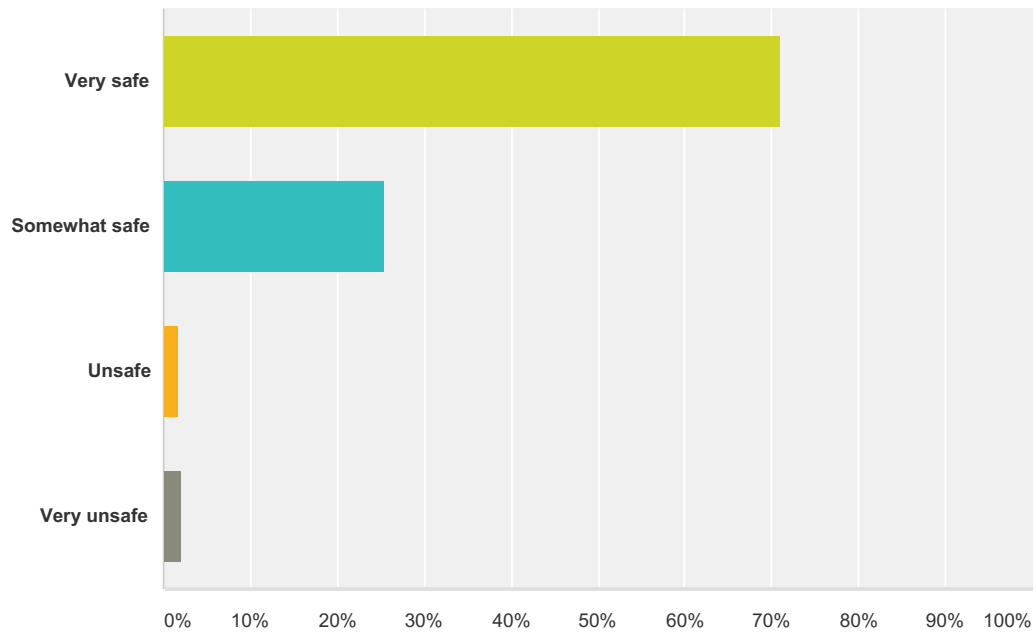


| Answer Choices | Responses |
|-----------------------|-----------|
| Neighborhood speeding | 11.64% 22 |
| Your personal safety | 11.11% 21 |
| Vandalism | 1.59% 3 |

| | | |
|--|--------|------------|
| Theft | 2.65% | 5 |
| Identity theft | 1.06% | 2 |
| Burglary (residential/vehicle burglaries & thefts) | 24.34% | 46 |
| Robbery (theft by force) | 0.53% | 1 |
| Crimes against children | 6.88% | 13 |
| Child Safety issues | 9.52% | 18 |
| Narcotics violations | 15.34% | 29 |
| Traffic law violations | 1.59% | 3 |
| Alcohol law violations | 4.23% | 8 |
| Loitering | 0.00% | 0 |
| Other | 9.52% | 18 |
| Total | | 189 |

Q11 How safe do you feel in Evesham Township?

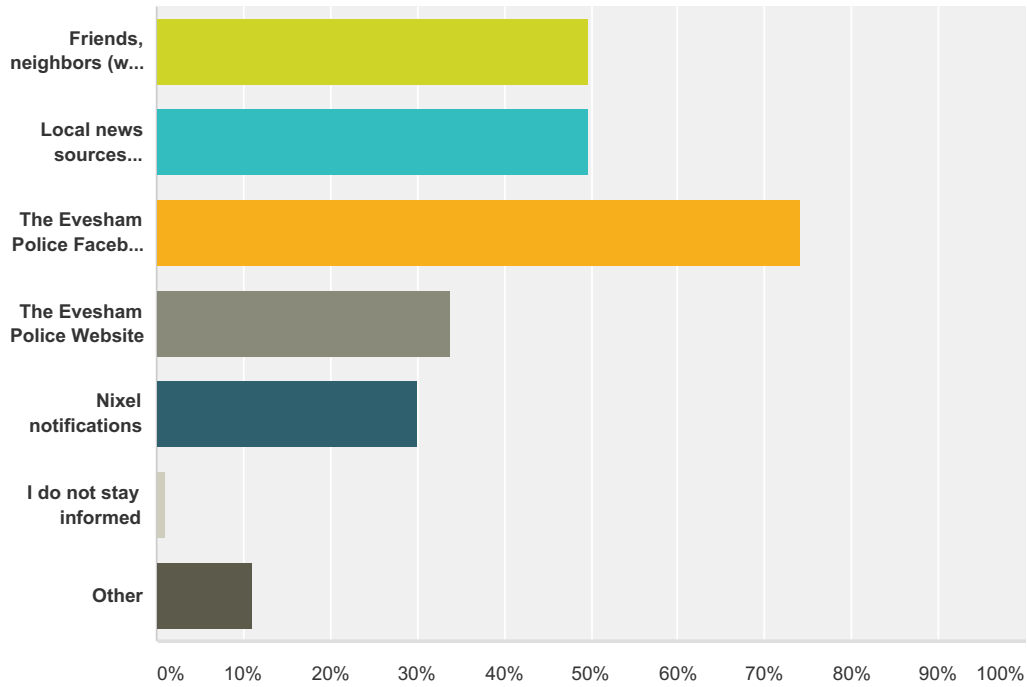
Answered: 189 Skipped: 0



| Answer Choices | Responses |
|----------------|------------|
| Very safe | 70.90% 134 |
| Somewhat safe | 25.40% 48 |
| Unsafe | 1.59% 3 |
| Very unsafe | 2.12% 4 |
| Total | 189 |

**Q12 How do you stay informed and up to date on crime, safety concerns, issues in the community, and/or other Evesham Police Department news and events?
(Please check all that apply)**

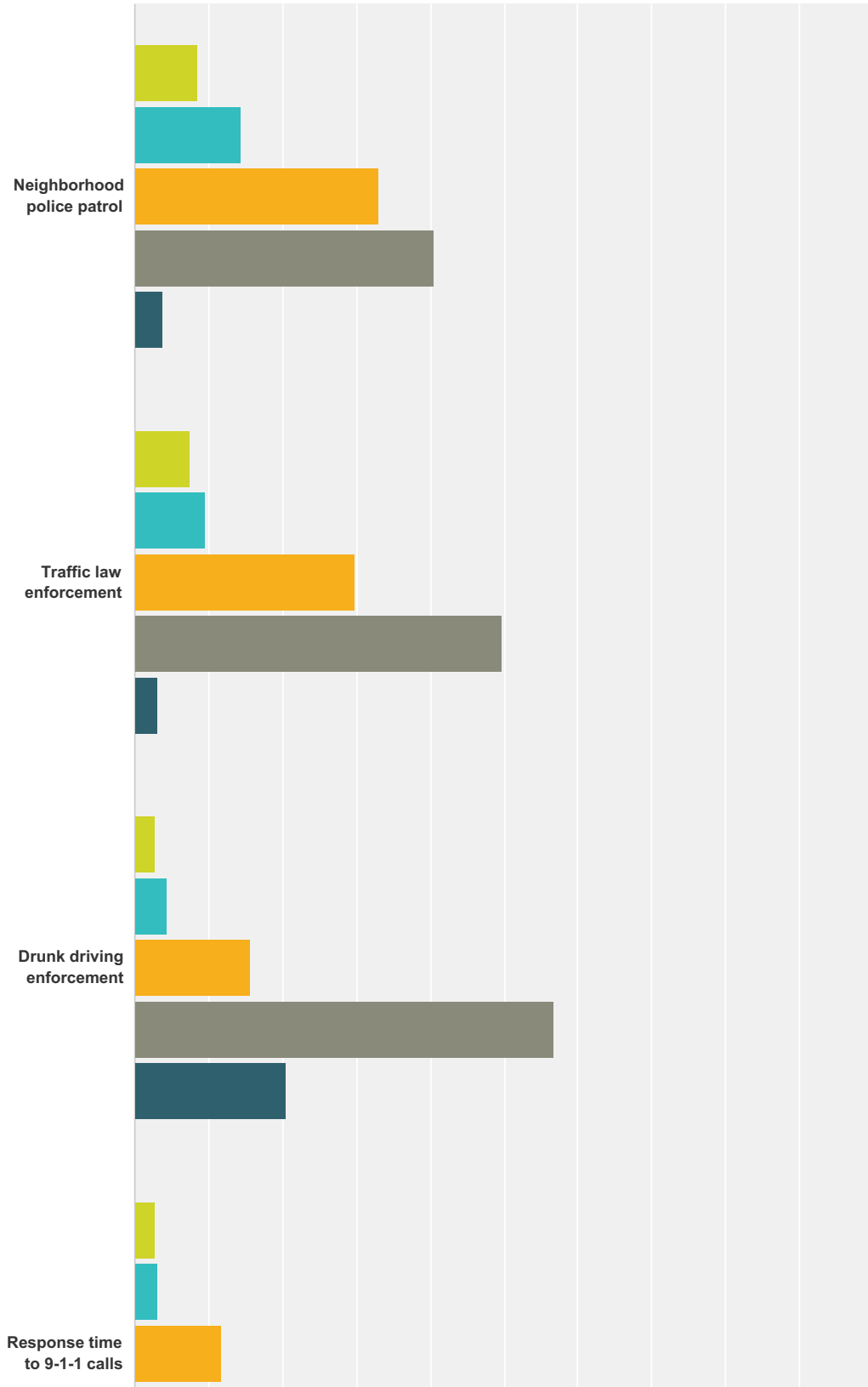
Answered: 189 Skipped: 0

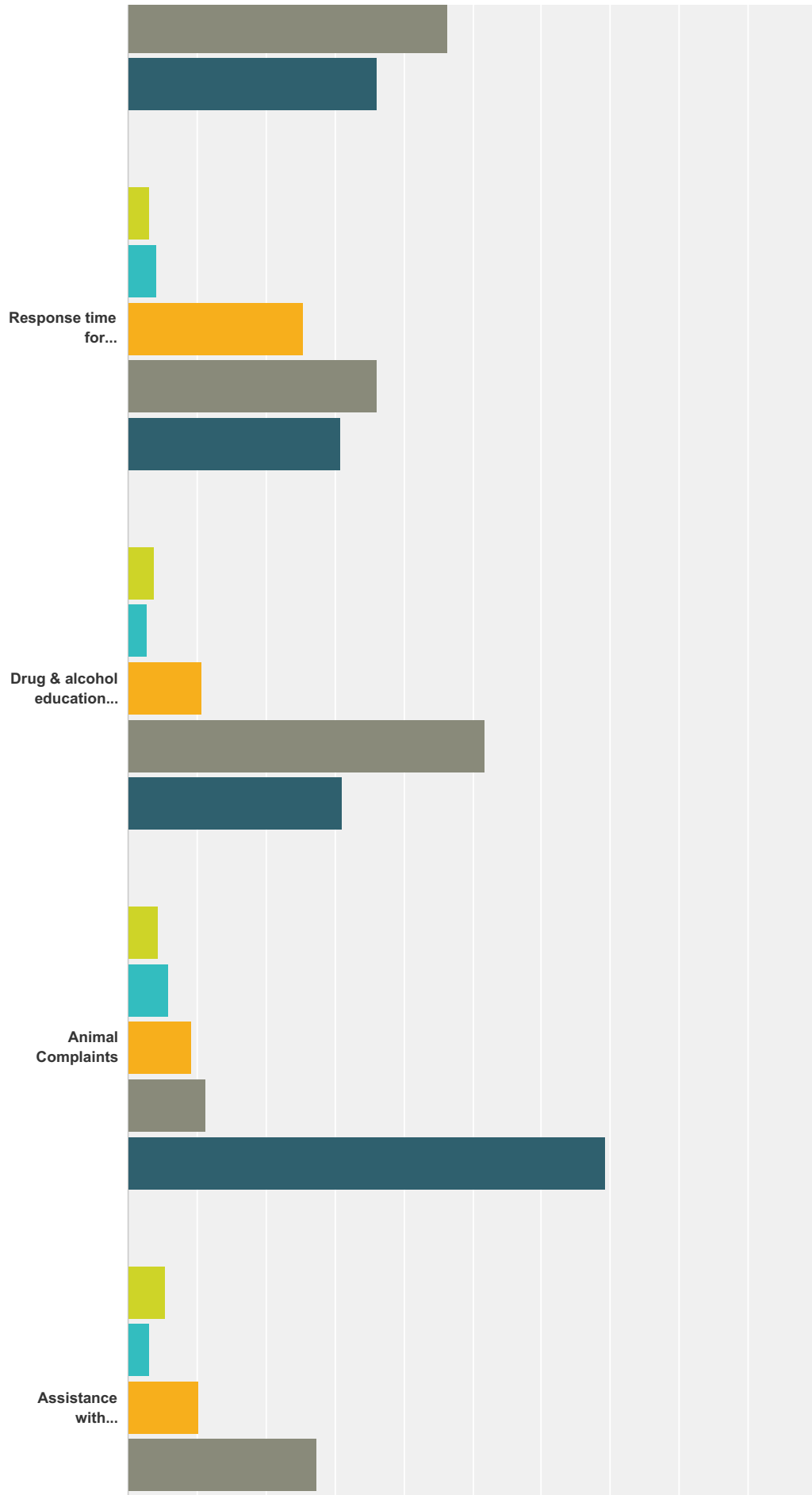


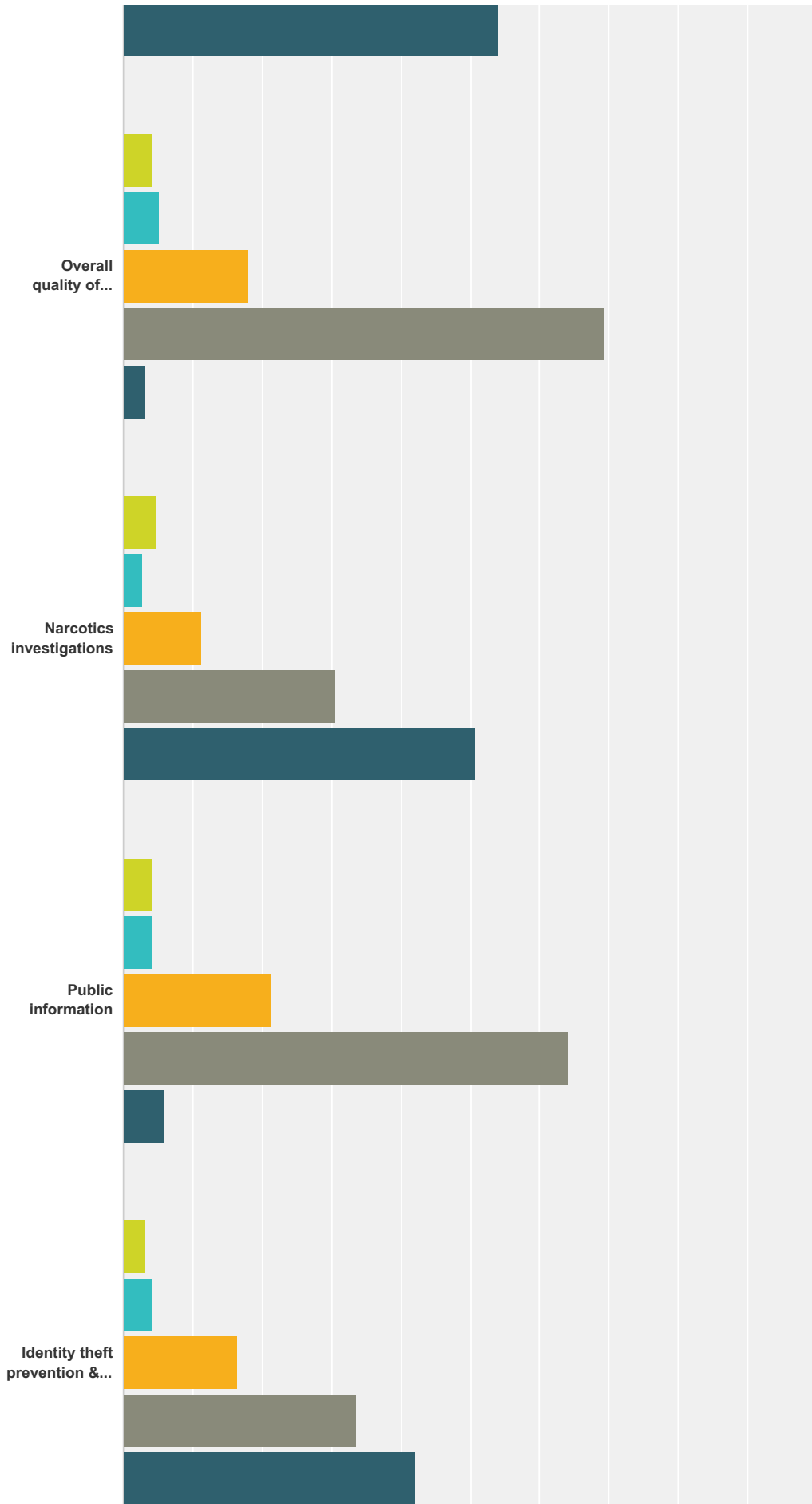
| Answer Choices | Responses |
|--|------------|
| Friends, neighbors (word of mouth) | 49.74% 94 |
| Local news sources (newspapers, television, radio, etc.) | 49.74% 94 |
| The Evesham Police Facebook page | 74.07% 140 |
| The Evesham Police Website | 33.86% 64 |
| Nixel notifications | 30.16% 57 |
| I do not stay informed | 1.06% 2 |
| Other | 11.11% 21 |
| Total Respondents: 189 | |

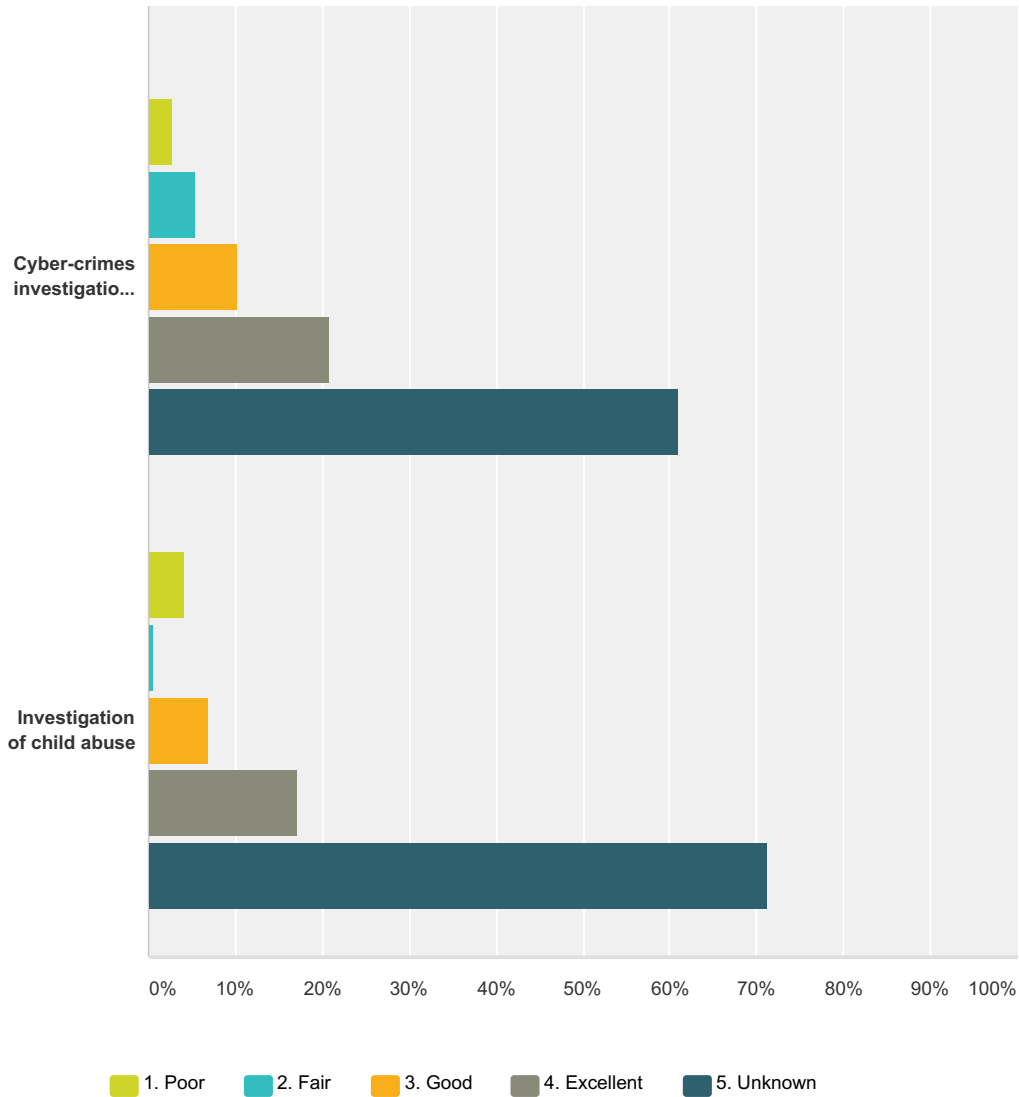
Q13 How would you rate the quality of the following services provided by the Evesham Police Department:

Answered: 189 Skipped: 0









| | 1. Poor | 2. Fair | 3. Good | 4. Excellent | 5. Unknown | Total |
|--|-------------|--------------|--------------|---------------|---------------|-------|
| Neighborhood police patrol | 8.51% 16 | 14.36% 27 | 32.98% 62 | 40.43% 76 | 3.72% 7 | 188 |
| Traffic law enforcement | 7.49% 14 | 9.63% 18 | 29.95% 56 | 49.73% 93 | 3.21% 6 | 187 |
| Drunk driving enforcement | 2.70% 5 | 4.32% 8 | 15.68% 29 | 56.76% 105 | 20.54% 38 | 185 |
| Response time to 9-1-1 calls | 2.66% 5 | 3.19% 6 | 11.70% 22 | 46.28% 87 | 36.17% 68 | 188 |
| Response time for non-emergency calls | 3.19% 6 | 4.26% 8 | 25.53% 48 | 36.17% 68 | 30.85% 58 | 188 |
| Drug & alcohol education (DARE) | 3.74% 7 | 2.67% 5 | 10.70% 20 | 51.87% 97 | 31.02% 58 | 187 |
| Animal Complaints | 4.30% 8 | 5.91% 11 | 9.14% 17 | 11.29% 21 | 69.35% 129 | 186 |
| Assistance with domestic/neighborhood disputes | 5.35% 10 | 3.21% 6 | 10.16% 19 | 27.27% 51 | 54.01% 101 | 187 |

| | | | | | | |
|---|-------------------|--------------------|---------------------|----------------------|----------------------|-----|
| Overall quality of police services | 4.23% 8 | 5.29% 10 | 17.99% 34 | 69.31% 131 | 3.17% 6 | 189 |
| Narcotics investigations | 4.81% 9 | 2.67% 5 | 11.23% 21 | 30.48% 57 | 50.80% 95 | 187 |
| Public information | 4.28% 8 | 4.28% 8 | 21.39% 40 | 64.17% 120 | 5.88% 11 | 187 |
| Identity theft prevention & education programs | 3.21% 6 | 4.28% 8 | 16.58% 31 | 33.69% 63 | 42.25% 79 | 187 |
| Cyber-crimes investigations & prevention programs | 2.67% 5 | 5.35% 10 | 10.16% 19 | 20.86% 39 | 60.96% 114 | 187 |
| Investigation of child abuse | 4.28% 8 | 0.53% 1 | 6.95% 13 | 17.11% 32 | 71.12% 133 | 187 |

**Q14 Would you like to add a comment,
recommendation or suggestion for
improvement?**

Answered: 90 Skipped: 99